

Noah's Ark Craft







(This Activity requires Adult Supervision)





Let's Create a Boat Race!: Find a Small 1 pint empty milk carton or a milk bottle top that isn't being used.

You Will Need:

- This Printout
- Coloured Pens/Pencils
- A 1 Pint Milk Bottle
- A Pencil / A Long Cocktail Stick
- Blue Tack
- A Washing Up Bowl with Water in it
- A Tea Towel

Activity Steps

<u>Step Number</u>	<u>Image</u>	<u>Step</u>
1		Design your flag using your Printout
2		Cut out your Flag Printout. Ask A grown up to help you
3		Attach the flag to the pencil or cocktail stick with Glue.
4		Attach the Mast into the bottle with blue tack
5		Line the table below with the Tea Towel
6		Fill the washing up bowl a quarter of the way with water. Ask an adult to help you

7		Place the Bowl on top of the tea towel
8		Carefully Place the ship in the water
9		Blow the ship across the water
10		Enjoy playing with your new boat!

PLEASE HAVE AN ADULT WITH YOU AT ALL TIMES!!

Flag Template Below

--	--

--	--

--	--